



PRODUCT SPECIFICATION SHEET

Part #: 462-33

Description: Reve Wall-Mounted Styling Station

Standard Features:

- 1 Full extension drawer for shears, combs, & brushes
- Countertop holders for blow dryer, flat iron, & curling iron
- No visible hardware
- 30"W x 48" mirror w/ twin accent panels
-
-
-
-
-

Eight Color Choices: Black, Shaker Cherry, Cafelle, Fusion Maple, Limber Maple Wild Cherry, Brighton Walnut, Graphite Nebula



(Forty additional choices available for 10% upcharge)

Specifications:

Reve Wall-Mounted Styling Station w/ full-extension drawer for shears, combs, and brushes, holders and holders for blow dryer, flat iron and curling iron. Includes 30" x 48" mirror with accent panels. 33"W x 15"D x 5"H x 53"H.

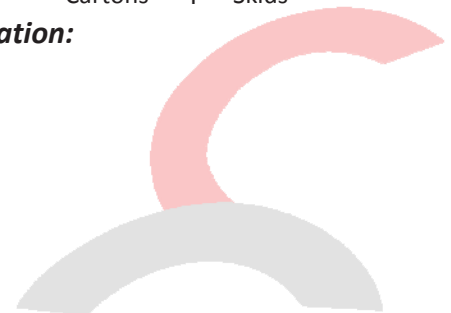
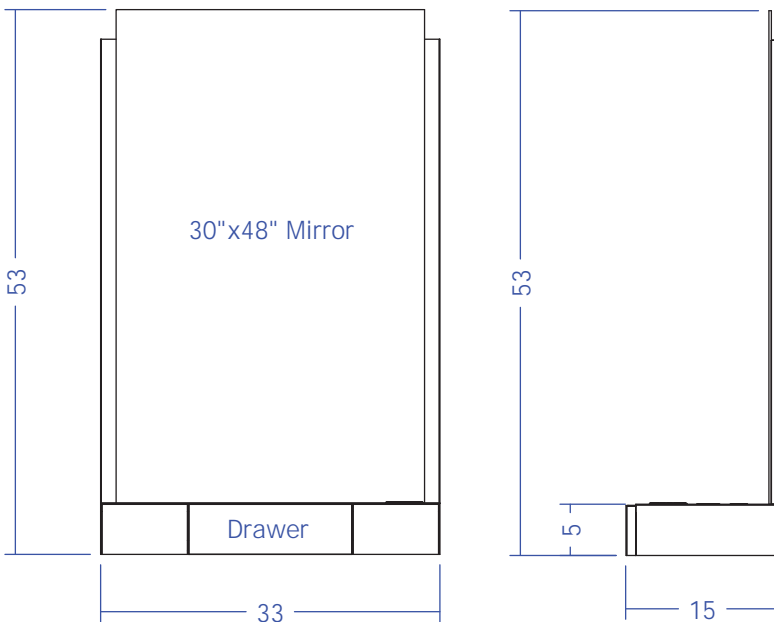
Optional Features:

- Cam lock
-
-
-

Shipping and Assembly/Installation Information

Assembly Required: Yes No
 Electrical Required: Yes No
 Plumbing Required: Yes No
 Ship Dimensions 32 "W x 48 "D x 42 "H
 Total Ship Weight 98 LBS
 # of Ship Pieces Cartons 1 Skids

Additional Information:



Part #: 3506-36
Description: Cameo 36" Wall-Mounted Styling Station

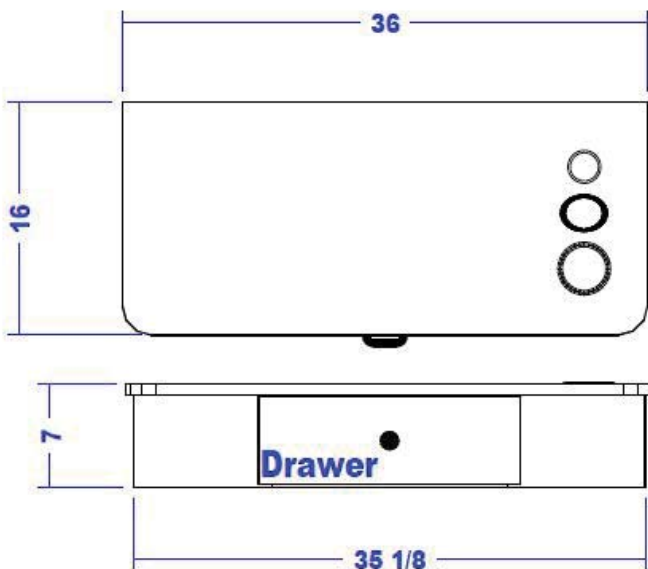
Standard Features:

- 1 wide full extension drawer
- Countertop holders for blow dryer, flat iron, & curling iron
- Soft radius pull
- Mounts with french cleat
- 36" x 36" wall-mounted mirror
-
-
-
-

Eight Color Choices: Black, Shaker Cherry, Cafelle, Fusion Maple, Limber Maple Wild Cherry, Brighton Walnut, Graphite Nebula



(Forty additional choices available for 10% upcharge)



Specifications:

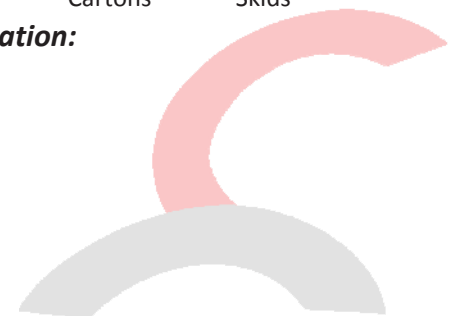
Optional Features:

-
-
-
-

Shipping and Assembly/Installation Information

Assembly Required:	<input type="checkbox"/> Yes	<input type="checkbox"/> No	
Electrical Required:	<input type="checkbox"/> Yes	<input type="checkbox"/> No	
Plumbing Required:	<input type="checkbox"/> Yes	<input type="checkbox"/> No	
Ship Dimensions	<input type="checkbox"/> "W x	<input type="checkbox"/> "D x	"H
Total Ship Weight	LBS		
# of Ship Pieces	Cartons	Skids	

Additional Information:





PRODUCT SPECIFICATION SHEET

Part #: 3506-48

Description: Cameo 48" Wall-Mounted Styling Station

Standard Features:

- 2 Full extension drawers
- Countertop holders for blow dryer, flat iron, & curling iron
- Soft radius pulls
- Mounts with a french cleat
- 36" x 48" mirror
-
-
-
-

Eight Color Choices: Black, Shaker Cherry, Cafelle, Fusion Maple, Limber Maple Wild Cherry, Brighton Walnut, Graphite Nebula



(Forty additional choices available for 10% upcharge)

Specifications:

Cameo Wall-Mounted Styling Station w/ two drawers, blow dryer holder, two curling iron holders. 48"W x 15"D x 7"H. Includes 36" x 48" mirror, wall-mounted.

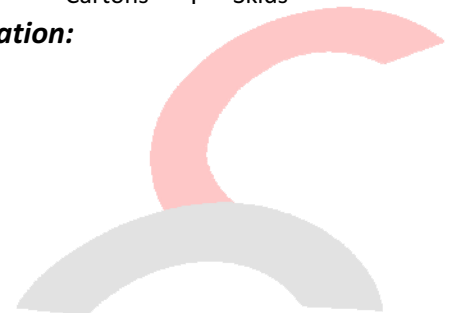
Optional Features:

-
-
-
-

Shipping and Assembly/Installation Information

Assembly Required: Yes No
 Electrical Required: Yes No
 Plumbing Required: Yes No
 Ship Dimensions 32 "W x 60 "D x 42 "H
 Total Ship Weight 142 LBS
 # of Ship Pieces Cartons 1 Skids

Additional Information:



Part #: 5507-48
Description: QSE Deluxe Wall-Mounted Styling Station

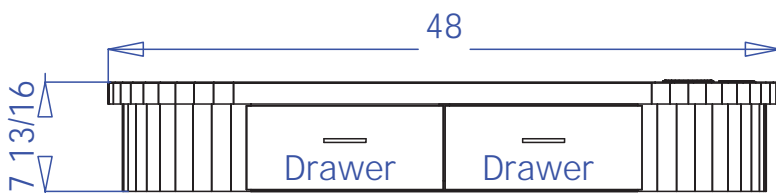

Standard Features:

- Beautiful radius corners
- 2 full extension drawers
- Countertop holders for blowdryer, flat iron, & 2 curling iron
- Amati pulls
- Mounts w/ french cleat
- 36" X 48" Mirror
-
-
-

Eight Color Choices: Black, Shaker Cherry, Cafelle, Fusion Maple, Limber Maple Wild Cherry, Brighton Walnut, Graphite Nebula



(Forty additional choices available for 10% upcharge)



Specifications:

QSE DELUXE Styling Station w/ radius corners. Two drawers, blow dryer holder, flat-iron holder, two curling iron holders. 48"W x 15"D x 8"H. Includes 36" x 48" wall-mounted mirror.

Optional Features:

- Cam locks
-
-
-

Shipping and Assembly/Installation Information

Assembly Required:	<input checked="" type="checkbox"/> Yes	<input type="checkbox"/> No
Electrical Required:	<input type="checkbox"/> Yes	<input checked="" type="checkbox"/> No
Plumbing Required:	<input type="checkbox"/> Yes	<input checked="" type="checkbox"/> No
Ship Dimensions	32 "W x 60 "D x 42 "H	
Total Ship Weight	148 LBS	
# of Ship Pieces	Cartons 1 Skids	

Additional Information:

